



2022 35

2022 3

13#

292

4#

11#

5#

13#

1 2022 3 7

13 #

5.039mg/m³

新增常规监测因子标记记录

*污染源: 马鞍山钢铁股份有限公司

*监测点: 热电北13#炉排口

*标记类型: 校准

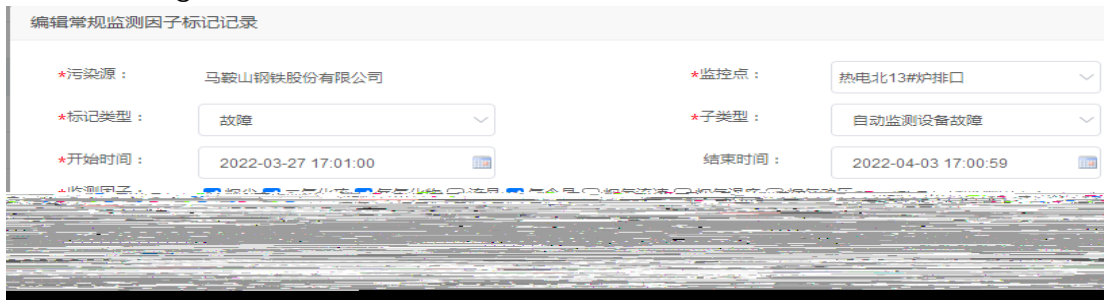
2 2022 3 14 13#

5.638mg/m3



3 2022 3 29 13#

5.541mg/m3




292

2022 3 14 -15 292 COD

52.307 mg/L 147.396 mg/L

72




2022 3 21

PH

10.228 mg/L

PH

编辑常规监测因子标记记录



2022 3 8

0.83mg/L



4#

2022 3 5

4#

COD

51.76 mg/L

| | | | | | |
|------------|---|-----------|-----|-------------|-------------|
| 2022 | 3 | 21 | -24 | | COD |
| 774.84mg/L | | 326.5mg/L | | 234.928mg/L | 191.503mg/L |

3355.280 0 1 2

2022 3 11#
22 11#



2022 3 29 PH 5.897
mg/L



2022 3 5#
30 5#
CO



